

UPVC BAY WINDOW ORDER FORM

Name/Company:		Contact:
Address:		Tel:
		Email:
		Fax:
Postcode:		Reference:
Order Date:	Order Number:	Date Required:

VIEWED EXTERNALLY

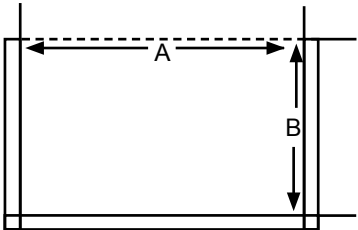
Bay Type					
O/A Height (inc Cill)					
Cill Size					
Cill Colour					
Bay Jacks Req:	Yes		No		

A	B	C	D	E	F
---	---	---	---	---	---

SKETCH WINDOW DESIGNS (FULL DETAILS ON WINDOW ORDER FORM)

SQUARE BAY

O/A HT:

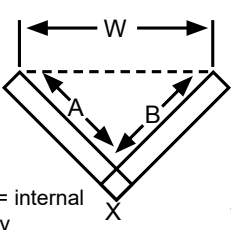


*Letters = internal sizes only

A= B=

BAY 2

O/A HT:



*Letters = internal sizes only

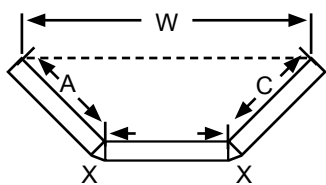
*X= Angles

A= W=

B= X=

BAY 3

O/A HT:



*Letters = internal sizes only

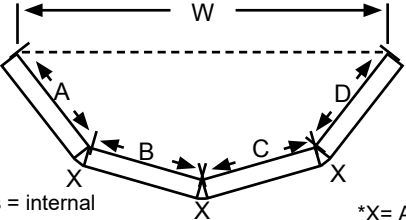
*X= Angles

A= C= X=

B= W= X=

BAY 4

O/A HT:



*Letters = internal sizes only

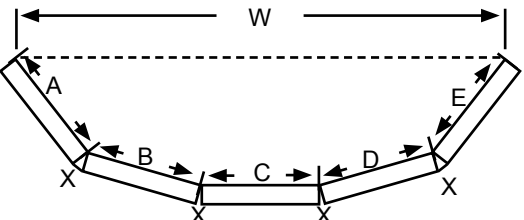
*X= Angles

A= C= W= X=

B= D= X= X=

BAY 5

O/A HT:



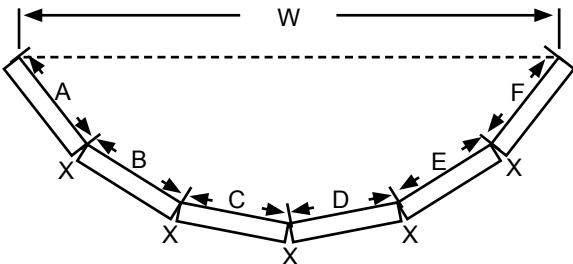
*Letters = internal sizes only

*X= Angles

A= B= C= D= E= W= X= X= X= X= X=

BAY 6

O/A HT:



*Letters = internal sizes only

*X= Angles

A= B= C= D= E= W= X= X= X= X= X=

BOW BAY ONLY

Poles	Yes	No
-------	-----	----

No. of Segments:

Projection

O/A Width

PLEASE NOTE:

- ALL DIMENSIONS REQUESTED ARE REQUIRED TO CALCULATE THE RELEVANT BAY TYPE
- ALL DIMENSIONS REQUESTED ARE TO INSIDE OF CILL. (EXCEPT BOW BAYS)
- X = ANGLES