

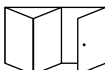
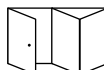
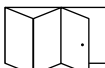
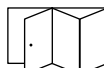
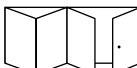
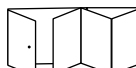
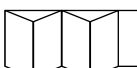
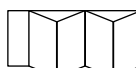

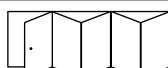
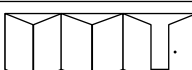
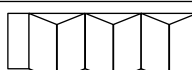
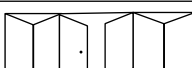
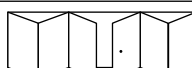


ALUMINIUM BI-FOLD DOOR ORDER FORM

Name/Company:	
Address:	
Postcode:	
Order Date:	Order Number:

Contact:
Tel:
Email:
Fax:
Reference:
Date Required:

SIZE Viewed from the outside (all sizes include cill and Knock Ons)				
Overall Width	mm			
Overall Height	mm			
GLAZING (All 28mm Beading)				
<input type="checkbox"/> Unglazed	<input type="checkbox"/> Glazed			
clear toughened glass as standard				
OTHER state glass required				
OPENING				
<input type="checkbox"/> Open In	<input type="checkbox"/> Open Out			
THRESHOLD				
<input type="checkbox"/> Frame all round				
<input type="checkbox"/> 15mm Low Level Threshold (Room Divider) No weather rating				
CILL OPTIONS				
<input type="checkbox"/> None	<input type="checkbox"/> 85mm	<input type="checkbox"/> 150mm		
<input type="checkbox"/> 190mm	<input type="checkbox"/> 225mm			
KNOCK ONS (All sizes are including Knock ons)				
21mm	<input type="checkbox"/> Left	<input type="checkbox"/> Right	<input type="checkbox"/> Top	<input type="checkbox"/> Bottom
42mm	<input type="checkbox"/> Left	<input type="checkbox"/> Right	<input type="checkbox"/> Top	<input type="checkbox"/> Bottom
COLOUR OPTIONS				
Colour Standard Options		<input type="checkbox"/> White (Gloss Finish)		
		<input type="checkbox"/> Anthracite Grey		
		<input type="checkbox"/> Black		
Bespoke Colour Request		<input type="checkbox"/>		
Outside		<input type="checkbox"/>		
Inside		<input type="checkbox"/>		
NOTE: Longer lead times and price premiums apply to non standard colours				
HANDLE COLOUR				
<input type="checkbox"/> White	<input type="checkbox"/> Black	<input type="checkbox"/> Chrome		
<input type="checkbox"/> Silver	<input type="checkbox"/> Other (specify)			
TRICKLE VENTS (Requires a 42mm add-on)				
<input type="checkbox"/> Yes Required	<input type="checkbox"/> No			

VIEWED EXTERNALLY	
2-2-0 	2-0-2 
3-2-1 	3-1-2 
3-3-0 	3-0-3 
4-3-1 	4-1-3 
4-4-0 	4-0-4 
5-5-0 	5-0-5 
6-5-1 	6-1-5 
6-3-3L 	6-3-3R 
Configurations Explained eg. 4-3-1	4 = Total Number of Leaves
	3 = Leaves Folding Left
	1 = Leaves Folding Right
<input type="checkbox"/> Supply in Part Assembled format (Surcharge will apply)	
ALTERNATIVE DESIGNS (Available Upon Request) Sketch required below and/or note the configuration required as per the explanation above.	

SPECIFICATION NOTES Where required ALL Magnets to folding doors will be supplied loose for on site fitting. Before ordering please ensure you are familiar with the product and specification as no responsibility will be excepted by the company for any lack of knowledge in the events of product suitability.
Signature
Print Name: